

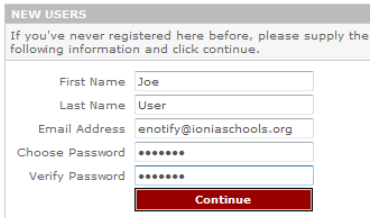
## Signing up for eNotify

Go to our website at [www.dawggle.net](http://www.dawggle.net)

Click the “Sign up for eNotify” link on the left side of the page

### If you are a new user of eNotify:

Fill in your Name, email address, and create a password. Click Continue.



**NEW USERS**

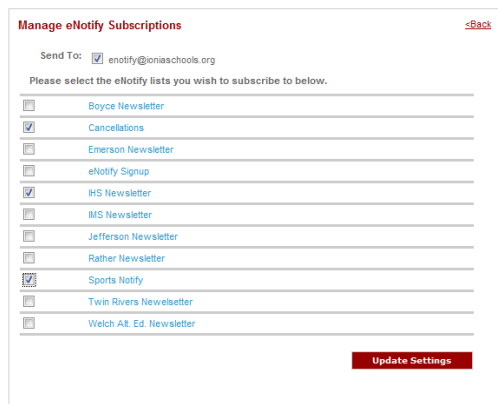
If you've never registered here before, please supply the following information and click continue.

First Name	Joe
Last Name	User
Email Address	enotify@ioniaschools.org
Choose Password	*****
Verify Password	*****

[Continue](#)

Select the notices you'd like to receive. Click “Update Settings”.

**Joe User:** Site Member



**Manage eNotify Subscriptions** [<Back](#)

Send To:  [enotify@ioniaschools.org](mailto:enotify@ioniaschools.org)

Please select the eNotify lists you wish to subscribe to below.

<input type="checkbox"/>	Boyce Newsletter
<input checked="" type="checkbox"/>	Cancellations
<input type="checkbox"/>	Emerson Newsletter
<input type="checkbox"/>	eNotify Signup
<input checked="" type="checkbox"/>	IHS Newsletter
<input type="checkbox"/>	IHS Newsletter
<input type="checkbox"/>	Jefferson Newsletter
<input type="checkbox"/>	Rather Newsletter
<input checked="" type="checkbox"/>	Sports Notify
<input type="checkbox"/>	Twin Rivers Newsletter
<input type="checkbox"/>	Welch At. Ed. Newsletter

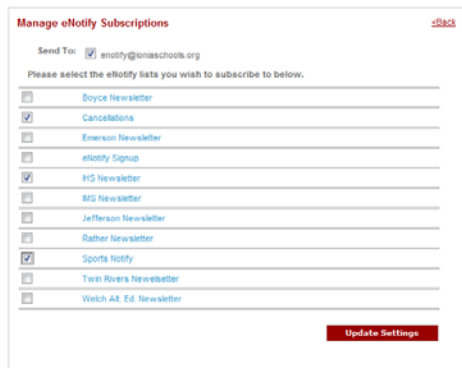
[Update Settings](#)

### If you've already signed up for eNotify:

Login with your email address and password.

Update your notice subscriptions. Click “Update Settings”.

**Joe User:** Site Member



**Manage eNotify Subscriptions** [<Back](#)

Send To:  [enotify@ioniaschools.org](mailto:enotify@ioniaschools.org)

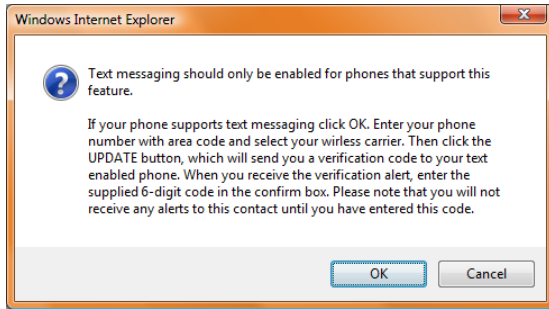
Please select the eNotify lists you wish to subscribe to below.

<input type="checkbox"/>	Boyce Newsletter
<input checked="" type="checkbox"/>	Cancellations
<input type="checkbox"/>	Emerson Newsletter
<input type="checkbox"/>	eNotify Signup
<input checked="" type="checkbox"/>	IHS Newsletter
<input type="checkbox"/>	IHS Newsletter
<input type="checkbox"/>	Jefferson Newsletter
<input type="checkbox"/>	Rather Newsletter
<input checked="" type="checkbox"/>	Sports Notify
<input type="checkbox"/>	Twin Rivers Newsletter
<input type="checkbox"/>	Welch At. Ed. Newsletter

[Update Settings](#)

## To add Text Message Notifications:

click "Add a Text Enabled Phone". The following message will come up.



Enter your phone number in the middle field, choose your cell phone carrier from the drop-down menu. Click "Save Phone". *Note: do not include a 1 or hyphens in your number.*

You should soon receive a confirmation Text Message on your phone.

Click "Verify" next to your phone number. 6163040013 (AT&T) [Verify](#)

Enter your verification code (they are case-sensitive) . Click "Verify".

1. Choose which text message alerts you'd like, by clicking "settings" next to "News Alerts".
2. Check the box next to the mobile phone you'd like to have alerts sent to, choose which alerts you'd like, and then click "Update Settings".

3. **You're all set!** Now you'll receive alerts to your cell phone and email whenever we post to those categories.